



CHALLENGE 1

MICRO:BIT QUIZ



CHALLENGE 1 MICRO:BIT QUIZ

THE TASK

**YOUR TASK IS TO CREATE QUIZ
APPLICATION FOR THE BBC MICRO:BIT**



CHALLENGE 1 MICRO:BIT QUIZ

THE MUST HAVES

IN ORDER TO ACHIEVE FULL MARKS IN "THEME"
YOUR PROJECT MUST HAVE THE FOLLOWING:

- POINT SCORING
- A WAY FOR THE APPLICATION TO "END"
- A MINIMUM OF 10 QUESTIONS



CHALLENGE 1 **MICRO:BIT QUIZ**

POINT SCORING IN SCRATCH

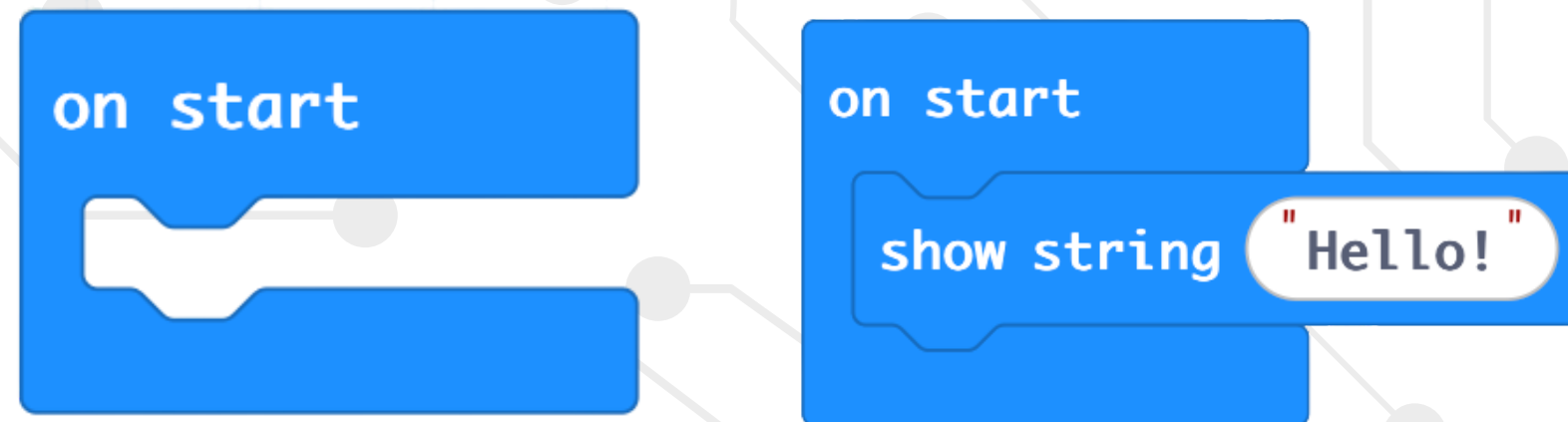
**YOUR QUICK PRIMARY CODING LEAGUE HOW TO
GUIDE ON HOW TO USE A MICRO:BIT TO ASK
QUESTIONS**



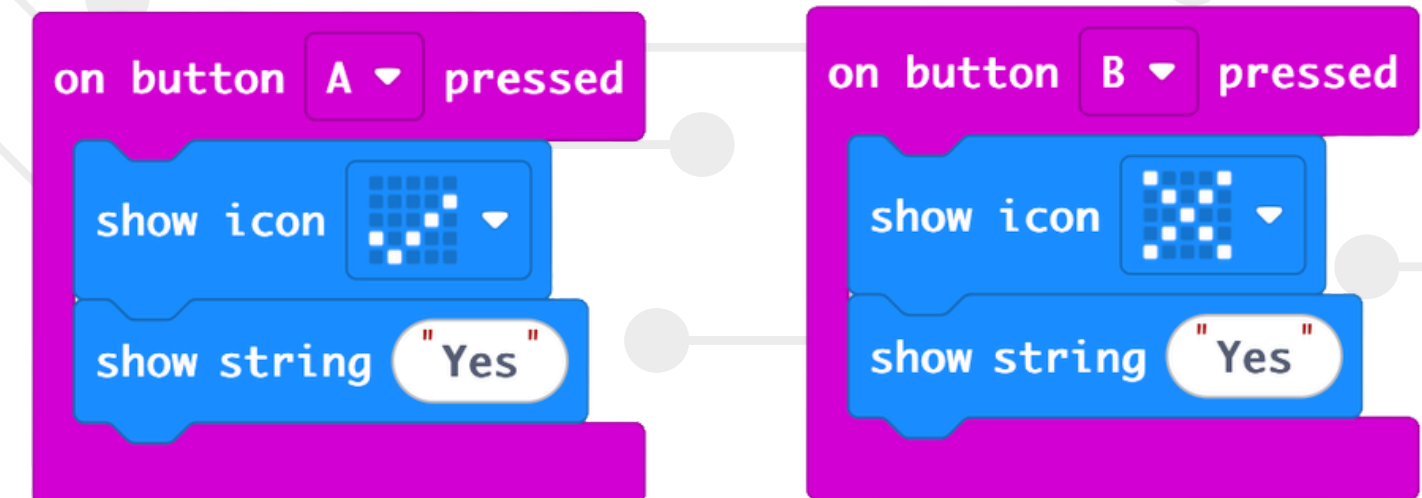
CHALLENGE 1

MICRO:BIT QUIZ

DRAG AN **ON START BLOCK**, THEN INSIDE IT ADD A **SHOW STRING BLOCK** WITH YOUR QUESTION.



THE MICRO:BIT HAS **TWO BUTTONS** — A FOR YES AND B FOR NO. ADD A BLOCK FOR EACH.

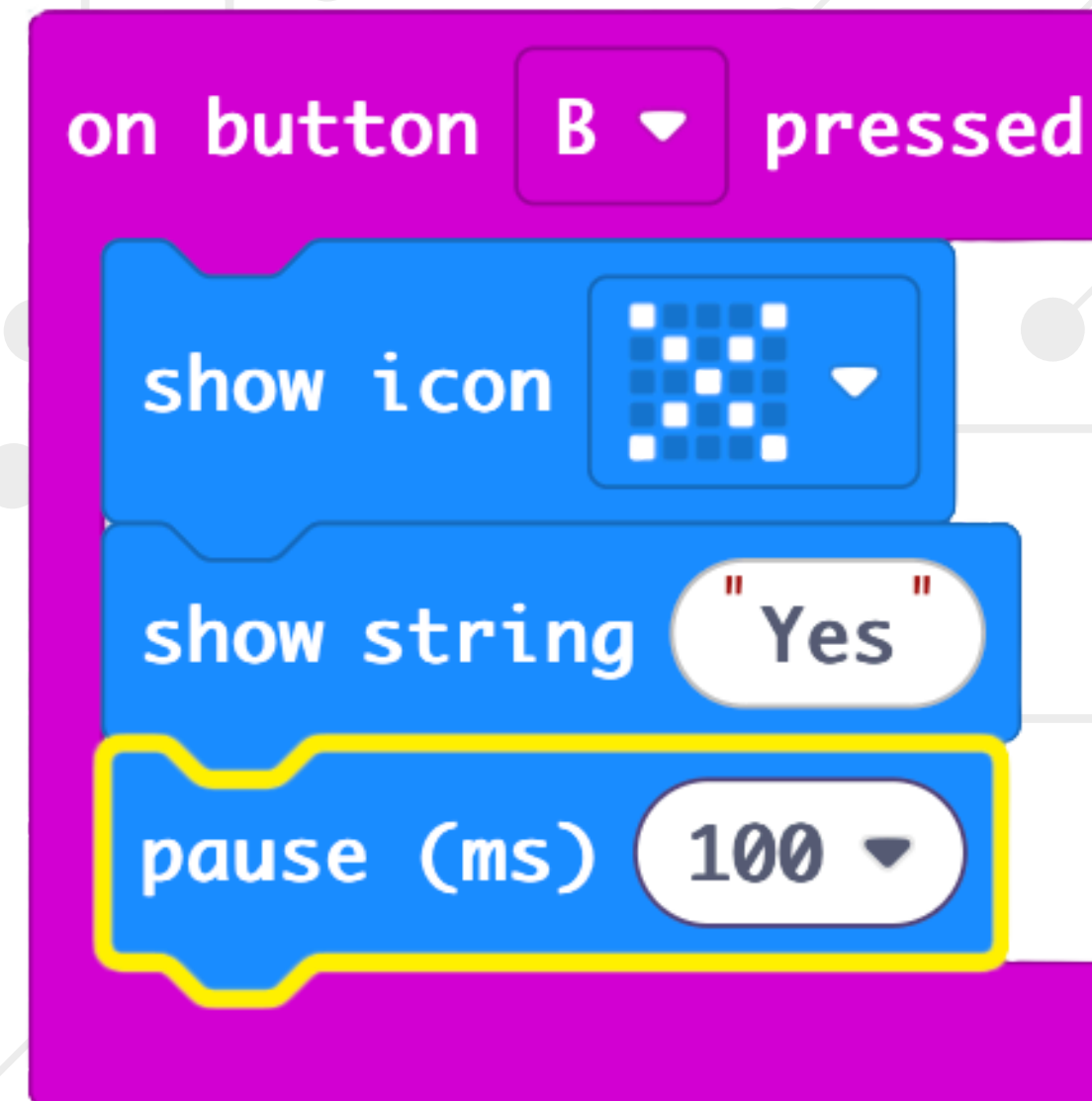




CHALLENGE 1 MICRO:BIT QUIZ

WANT TO GO FURTHER?

**AFTER ANSWERING, ADD A
PAUSE BLOCK THEN SHOW
THE QUESTION AGAIN — SO
FRIENDS CAN TAKE TURNS
ANSWERING!**





CHALLENGE 1

MICRO:BIT QUIZ

WHAT NOW?



CHALLENGE 1 MICRO:BIT QUIZ

BEFORE YOU START...

CHECK YOUR **STUDENT CHALLENGE PACK**

MAKE SURE YOU HAVE ACCESS TO A **SCRATCH ACCOUNT**

PLAN YOUR PROJECT SO YOU HAVE AN END GOAL

ASSIGN YOUR ROLES SO YOU ALL HAVE A PART TO PLAY

BUILD YOUR PROJECT

WORK TOGETHER: COMMUNICATION AND COLLABORATION ARE KEY.

TRIAL, TEST AND DEBUG: MAKE SURE IT ALL WORKS!

THINK OUTSIDE THE BOX: WHAT CAN YOU DO DIFFERENTLY OR IMPROVE YOUR PROJECT?

SUBMIT YOUR PROJECT

MAKE SURE YOUR PROJECT IS **CLEARLY NAMED** WITH YOUR TEAM NAME AND PROJECT TITLE

SUBMIT YOUR PROJECT BY THE DEADLINE VIA THE GDST PORTAL



CODE, CREATE & COLLABORATE

BRINGING PRIMARY AGED CODING INTO THE SPOTLIGHT